


## Manufacturer's Information

according to Regulation (EU) 2016/425, Annex II, Section 1.4. (published in the Official Journal of the European Union)







Please read carefully before using! You are required to enclose this information leaflet when passing on the personal protective equipment (PPE), or to present it personally to the recipient. You may therefore reproduce this leaflet at your own discretion.

### Declaration of Conformity

 These gloves are classified as personal protective equipment (PPE). The CE mark confirms that the product satisfies the applicable requirements of Regulation (EU) 2016/425.

### A. Markings on the gloves:

Trademark, art.-no. of manufacturer, size, CE-icon, pictograms with the corresponding numbers of the relevant European PPE standards, i-mark, factory icon with date of manufacture: month/year, hourglass pictogram with expiry date: month/year

-  Brand label of manufacturer
- 2379 Article no. of the manufacturer
- 10 Size of gloves (example)
-  The CE marking confirms compliance with the requirements of European Regulation 2016/425.
-  i mark: Reference to the manufacturer's information.
-  Pictograms with the corresponding numbers of the relevant European PPE standards (example, detailed pictogram see previous pages).
-  Date of manufacture month/year: 00/0000
-  Expiry date month/year: 00/0000

### B. Explanation and numbers of the standards whose requirements the gloves satisfy:

Standards retrieved from the Official Journal of the European Union. Available from Beuth Verlag GmbH, 10787 Berlin, www.beuth.de.

### EN ISO 21420:2020 - Protective gloves - General requirements and test methods

#### EN 388:2016+A1:2018 - Protective gloves against mechanical risks:

Protective gloves against mechanical risks must achieve at least Level 1 or Level A in at least one of the properties (abrasion, cut, tear and puncture resistance) of the TDM cut resistance test according to EN ISO 13997:1999.

- Abrasion resistance: The number of cycles needed to wear through the test glove.
- Cut resistance: The number of text cycles in which the sample is cut through at constant speed.
- Tear resistance: The force needed to continue tearing the cut sample.
- Puncture resistance: The force needed to puncture the sample using a standardized test stylus.

#### EN 388:2016+A1:2018

Test criteria	Rating	Article 2379
A = Abrasion resistance	0 - 4	4
B = Cut resistance (Coupe test)	0 - 5	1
C = Tear resistance	0 - 4	1
D = Puncture resistance	0 - 4	1
E = Cut resistance (TDM) according to EN ISO 13997:1999	A - F	X
F = Impact protection test according to EN 13594:2015	P	X

The higher the test number, the better the test performance. X means 'not tested'. P means 'passed'.

4111X

Test	1	2	3	4	5
A = Abrasion resistance (number of abrasion cycles)	100	500	2000	8000	-
B = Cut resistance (index) Coupe test	1,2	2,5	5,0	10,0	20,0
C = Tear resistance (N)	10	25	50	75	-
D = Puncture resistance (N)	20	60	100	150	-

Test	A	B	C	D	E	F
E = Cut resistance according to EN ISO 13997:1999 (N)	2	5	10	15	22	30
Article 2379						

### EN 13594:2015 - Impact protection:

Every area specified as providing protection against impact must be tested. The test method (dimensions of the test sample) does not permit impact testing of the finger protection. Products to protect against mechanical risks may be designed and manufactured in such a way that they offer specific impact damping (e.g. impact protection on the knuckles, the back of the hand, the palms). These articles must satisfy the requirements of Level 1 according to EN 13594:2015.

The results of the Coupe test must only be taken as indications if blunting occurs during the cut resistance test (B), while the TDM cut resistance test (E) provides reference results in regard to performance.

#### WARNING:

The overall classification for products with two or more layers does not necessarily indicate the performance of the outermost layer.

Gloves and forearm protectors with mechanical resistance that achieve and demonstrate Level 1 tear resistance (C) or higher must not be worn if there is a risk of them catching when operating machines with moving parts. For gloves, the tests refer to the palms.

### C. Purpose, applications and risk assessment:

Applicable for general work with medium risks and high requirements on abrasion, e.g. in the craft trade, construction sector, trade fair construction, automotive industry, mechanical engineering industry, steel industry, glass industry, food industry, agricultural sector

These products satisfy the requirements of the quoted standards. Please note that the actual conditions of use cannot be simulated and that the decision on the article suitability for its intended purpose therefore lies exclusively with the user. The manufacturer is not responsible for improper use. Hence, an assessment of the residual risk should be performed before use in order to determine whether this article is suitable for its intended purpose. Kindly note the printed pictograms and performance levels.

### Precautionary measures before use:

When donning the glove, please ensure that both glove and hand are clean, glove size is right, and it is properly fit on the contours and crotches of fingers. In case of contamination / perspiration, take off the glove, allow it to dry before wearing again and/or discard depending on the condition of glove.

When an indication of hand hygiene precedes a contact that also requires glove usage, hand rubbing or hand washing should be performed before donning glove.

### Precautionary measures during use:

- **These products must never be immersed in chemical substances or come into contact with chemical substances.**
- Only use products with a printed chemical pictogram when handling chemicals.
- Make certain that the selected product is resistant to the chemicals being used.
- Do not use these products to protect against serrated edges or blades, etc.
- If products must be used in a hot environment, make certain that they satisfy the requirements of EN 407:2020 and that they were tested as specified therein.
- Do not use the products close to entanglements.
- Check the products carefully before use to make certain there are no defects or imperfections.
- Products meeting the requirement for resistance to puncture in accordance with EN 388:2016+A1:2018 may not be suitable for protection against sharply pointed objects such as hypodermic needles.
- Discard damaged, worn, dirty or soiled products, irrespective of the substance (including on the inside), as they may lead to skin irritation and rashes. Consult a doctor or dermatologist should such cases arise.
- For further information regarding the permissible user exposure, e.g. temperature, duration please contact the manufacturer.

### Doffing instruction:

- Clean off the outside of the gloves at least daily and prior to removing them.
- Loosen the gloves on both hands. Hold hands down to prevent the material, product, or contaminated water from dripping onto your skin or clothing.
- Keep the gloves down and remove the first glove only to the fingers – the cuff will remain over your palm
- Grab the second glove with the first glove and remove it. The first glove should slip off.
- Handle gloves by the inside only – the area not contaminated. Avoid touching the outside of the glove.
- Wash your hands with soap and water – do not use hand sanitizers.

### D. Cleaning, care and disinfecting:

#### Care instructions:



Do not wash and bleach the gloves. Drying in tumbler is not possible. Do not iron. Professional dry and wet cleaning is not allowed.

Both new and used gloves must be checked carefully for any damage before they are worn. Never store dirty gloves if they are intended for reuse. Users are advised to carefully remove the gloves on the right and then the left if it is not possible to remove the soiling or if doing so would present a danger. Here, use the hand wearing the glove in such a way that the other glove can be removed without coming into contact with the soiling.

### E. Storage and ageing:

Keep in a cool, dry place; do not expose to direct sunlight; keep away from any ignition sources; store in the original packaging if possible. The mechanical properties of the products will not change for a period of up to 3 years from the manufacturing date, provided they are stored as recommended. A precise service life cannot be stated, as it depends on the type of use and on whether the user ensures that the products are used exclusively for their intended purpose. The manufacturing date (month/year) is stated on the products.

### F. Disposal:

Used products may be contaminated with environmentally harmful or hazardous substances. Dispose them in accordance with applicable local laws.

### G. Material composition:

**Carrier material: cotton**

**Coating: nitrile**

### H. Packaging:

This item will be delivered in a uniform cardboard box with a content of: 144 pair

The smallest sales unit is: 12 pair

### I. Health risks:

There have been no reported incidents of allergies provoked by use of the products for their intended purpose. You should nonetheless consult a doctor or dermatologist if you experience an allergic reaction.

### Notified body responsible for the EU Type Examination:

SATRA Technology Europe Ltd.  
Bracetown Business Park  
Clonee, Dublin D15 YN2P  
Ireland  
(Notified Body No.: 2777)

### Manufacturer's name and address:

BIG Arbeitsschutz GmbH, Königsberger Str. 6, 21244 Buchholz/Nordheide, Germany

**For the full Declaration of Conformity and additional technical information, please visit:**

**[www.big-arbeitsschutz.de](http://www.big-arbeitsschutz.de)**

